


LANTERNES EN PAPIER


DIY



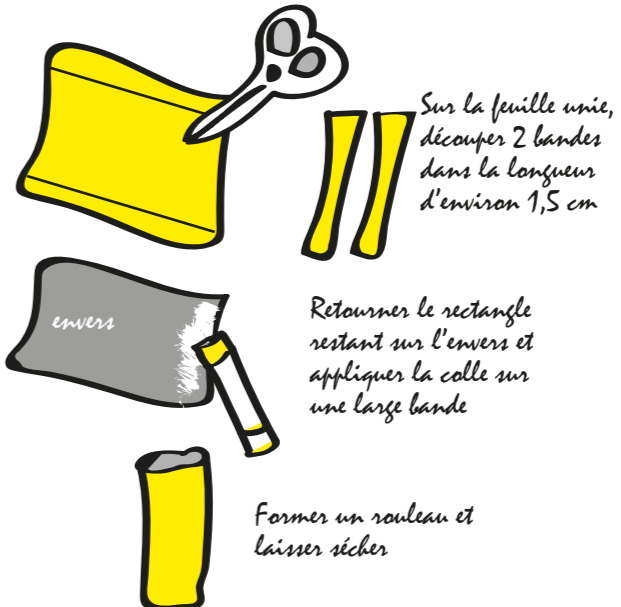
ETAPE 1



ETAPE 2




ETAPE 3



ETAPE 4



ETAPE 5




ETAPE 6



ETAPE 7




ETAPE 8



ETAPE 9



FOURNITURES



- Papier de couleurs A4
- Ciseaux
- Colle
- Fil
- Aiguilles
- Agrafeuse

Passer le fil à l'aide de l'aiguille à travers chaque lanterne, 2 fois en haut.

Tendre entre deux murs et ... ADMIRER !